



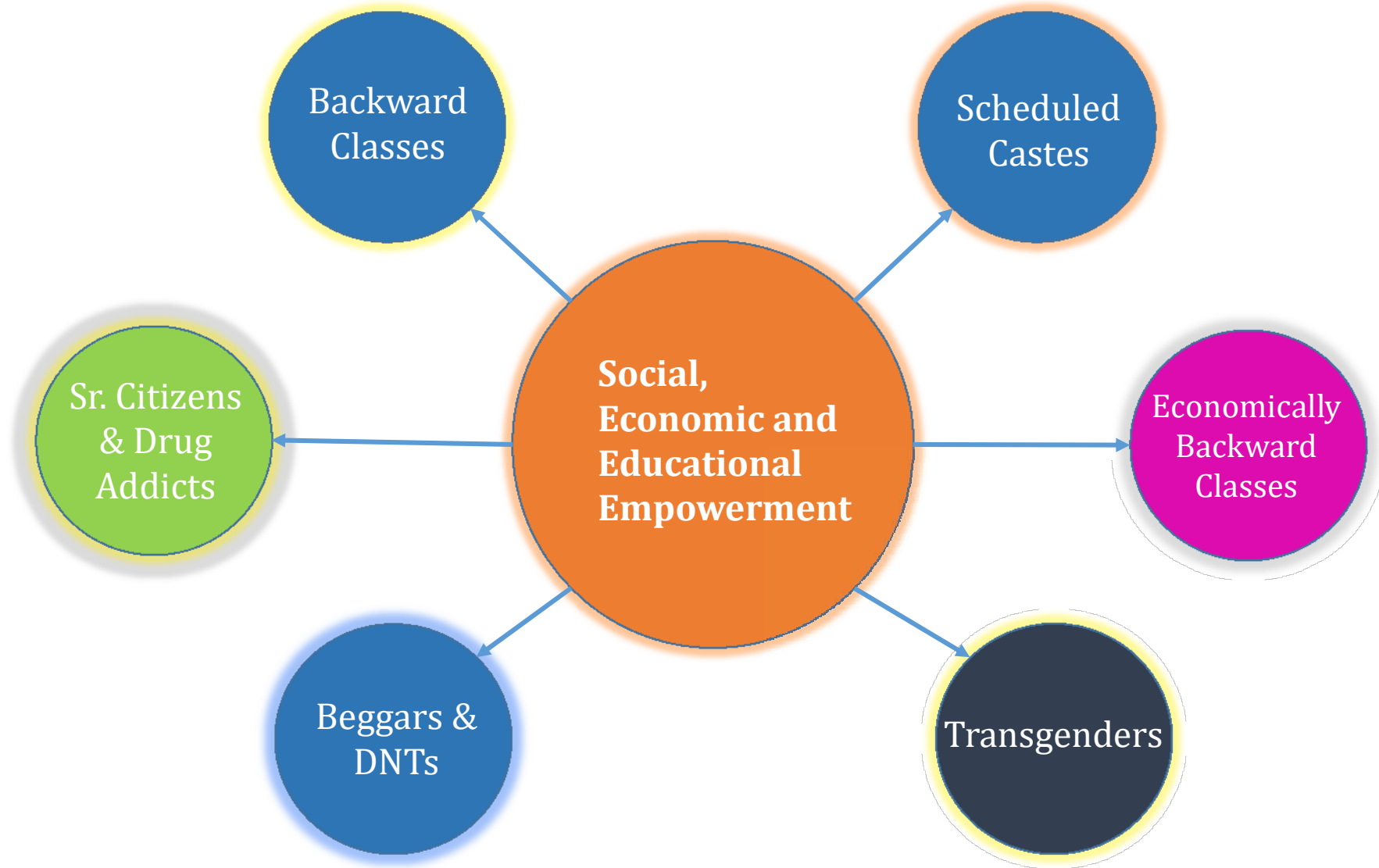
Government of India
Ministry of Social Justice and Empowerment
Department of Social Justice and Empowerment

Schemes for Socio-Economic Empowerment of SCs

Conference of Additional Chief Secretaries/Principal Secretaries

27 February, 2019
Venue: DAIC, 15 Janpath, New Delhi

ABOUT THE DEPARTMENT - MANDATE



SCA to SCSP - COMPONENTS

Subsidy of Rs 10,000/- per beneficiary or 50% of the loan for Income

Generating Activities

Infrastructure Development in SC majority villages (up to 30%) in

convergence with PMAGY

Skill Development Programmes (at least 10%)

Evaluation, Supervision and Monitoring (up to 3%)

MAJOR SCHEMES FOR SCS

Educational Empowerment

- Post Matric Scholarship Scheme (Since 1944)
- Pre Matric Scholarship Scheme (since 2012-13)
- National Fellowship for Higher Education (2005-06)

Economic Empowerment

- SCA to SCSP
- Venture Capital Fund
- NSFDC & NSKFDC

Social Empowerment

- Pradhan Mantri Adarsh Gram Yojana
- Scheme for implementation of PCR and PoA Acts

**SPECIAL CENTRAL ASSISTANCE TO
SCHEDULED CASTE SUB PLAN
(SCA TO SCSP)**

SCA to SCSP - BACKGROUND

Central Sector Scheme since 1980

Grant as additive to State's/UT's SCSP

Affords flexibility to States/UTs to utilise funds

Thrust to increase income for SCs living below poverty line by Income Generation schemes, Infrastructure & Skill Development

Scheme implemented in 28 States/UTs

Not Covered States/UTs

❑ States: Arunachal Pradesh, Nagaland, Meghalaya & Mizoram

❑ UTs: A&N Islands, Dadra Nagar Haveli, Daman & Diu & Lakshadweep

SCA to SCSP - ALLOCATION CRITERIA

	Criteria	Percentage Share
a)	SC Population of the States/UTs	40 %
b)	Relative Backwardness of States/UTs	10%
c)	SC Families Covered by Composite Economic Development in the State Plan	25%
d)	Share of SCSP in Annual Plan as compared to SC population	25%

States/UTs to furnish details for 2017-18 for (c) & (d) along with Annual Action Plan 2017-18

SCA to SCSP - ANNUAL ACTION PLAN (AAP)

From the year 2017-18 and onwards, grants being released based on AAP submitted by States

States/UTs not submitted the Annual Action Plan for 2018-19

Maharashtra, Delhi, Goa, Gujarat, Haryana, Uttarakhand

States/UTs may submit the AAP for 2019-20 on priority by focusing, inter-alia, on:

- Income Generating Schemes (Bank/Non-Bank Linked Schemes)
- Support to Agriculture/Horticulture/Fishery
- Skill Development
- Infrastructure Development in SC majority villages
- Land Purchase Scheme
- Other local requirements

SCA to SCSP – FUNDS RELEASED

(Rs. in cr.) (up to 25th Feb)

State/UT	2016-17	2017-18	PMAGY release 2018-19	Other than PMAGY 2018-19	Total release 2018-19	Grand Total (2016-17 2018-19)
Uttar Pradesh	28.24	33.77	10.69	41.84(31.38+10.46*)	42.07	104.08
Uttarakhand	6.07	14.13	3.46*	0.00	-	20.20
West Bengal	38.86	0.00	0.00	6.00*	-	38.86
Madhya Pradesh	16.99	68.07	8.26(7.97+0.29*)	13.51(6.76+6.75*)	14.73	99.79
Rajasthan	17.56	0.00	0.00	0.00	-	17.56
Chhattisgarh	0.00	0.00	0.00	0.00	-	0.00
Odisha	17.52	11.17	15.34	0.00	15.34	44.03
Bihar	6.07	13.00	0.00	9.62(7.21+2.41*)	7.21	26.28
Jammu & Kashmir	3.07	4.07	0.00	3.71(2.78+0.93*)	2.78	9.92
Andhra Pradesh	10.99	8.45	12.57(10.49+2.08*)	11.94	22.43	41.87
Karnataka	31.97	81.89	14.33	49.23	63.55	177.41
Tamil Nadu	5.50	14.52	0.00	11.37(8.53+2.84*)	8.53	28.55
Madhya Pradesh	78.80	47.59	41.26	50.52(37.89+12.63*)	79.15	205.54
Goa	42.34	0.00	0.00	0.00	-	42.34

in process for release

SCA to SCSP – FUNDS RELEASED contd..

(Rs. in cr.) (up to 25th Feb)

State/UT	16-17	17-18	PMAGY release 18-19	Other than PMAGY 18-19	Total release 18-19	Total (2016-17+2017-18+2018-19)
Andhra Pradesh	0.26	0.00	0.00	0.81	0.81	1.07
Assam	24.04	50.70	28.18	24.49	52.67	127.41
Bihar	52.39	0.00	0.00	0.00	-	52.39
Chhattisgarh	14.41	56.83	29.95	35.03	64.98	136.22
Goa	0.47	1.50	0.00	0.00	-	1.97
Gujarat	178.46	57.72	13.21	47.99	61.20	297.38
Haryana	36.87	41.68	14.33	24.72(18.54+6.18*)	32.87	111.40
Karnataka	9.05	23.48	2.70	12.00	14.70	47.23
Kerala	92.01	117.01	75.05	165.23(139.78+24.08*)	214.83	423.80
Madhya Pradesh	0.00	0.00	0.00	0.00	-	0.00
West Bengal	83.86	85.80	0.00	128.02(102.58+24.44*)	102.58	272.24
Chandigarh	2.00	0.47	0.00	0.47	0.47	2.94
NCT of Delhi	0.00	0.00	0.00	0.00	-	0.00
Ladakh	0.00	0.00	0.00	0.00	-	0.00
TOTAL	797.92	731.85	269.33(263.50+5.83*)	634.13	903.46(800.91+102.55*)	2330.70

process for release

SCA to SCSP - PENDING UCs

(Rs. in cr.) (up to 25th Feb)

STATE/UT	Pending UC up to 2016-17	Pending UC up to 2017-18	Total	STATE/UT	Pending UC up to 2016-17	Pending UC up to 2017-18	Total
Andhra Pradesh	0.88	14.13	15.01	Odisha	2.73	26.36	29.09
Assam	92.50	0.00	92.50	Punjab	38.63	0.00	38.63
Bihar	17.56	0.00	17.56	Rajasthan	9.62	40.47	50.09
Chhattisgarh	0.02	0.00	0.02	Sikkim	0.05	0.17	0.22
Goa	2.99	11.17	14.16	Tamil Nadu	0.64	57.72	58.36
Haryana	0.00	0.74	0.74	Telangana	0.00	21.68	21.68
Jammu & Kashmir							

SCA to SCSP - PENDING UCs contd..

(Rs. in cr.) (up to 25th Feb)

STATE/UT	Pending UC up to 2016-17	Pending UC up to 2017-18	Total	STATE/UT	Pending UC up to 2016-17	Pending UC up to 2017-18	Total
Uttarakhand	0.00	8.45	8.45	Tripura	0.00	16.36	16.36
Karnataka	0.00	80.09	80.09	Uttar Pradesh	0.00	106.55	106.55
Madhya Pradesh	0.00	13.02	13.02	Uttarakhand	7.11	0.00	7.11
Chandigarh	0.00	25.29	25.29	Chandigarh	1.20	0.00	1.20
Madhya Pradesh	42.34	0.00	42.34				

SCA to SCSP - WAY AHEAD

• Central Level

- Cabinet Note incorporating revisions in the Scheme under process
- BE for 2018-19 has been fixed at Rs 1300 crore
- Online portal developed for submission and processing of applications for income generating schemes/projects – both bank linked and non-bank linked
 - Provides ease of application, processing & monitoring
- Department proposes to review State SCSP and AWSC in the State shortly through Project Appraisal Committee

• State Level

- Pending UCs may be submitted
- Annual Action Plans for 2019-20 may be submitted
- Use of online portal may be quickly begun
 - Training of functionaries to be undertaken
 - Wide publicity for awareness generation about the portal

SCA to SCSP – EXPERIENCE SHARING

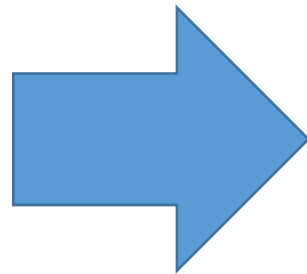
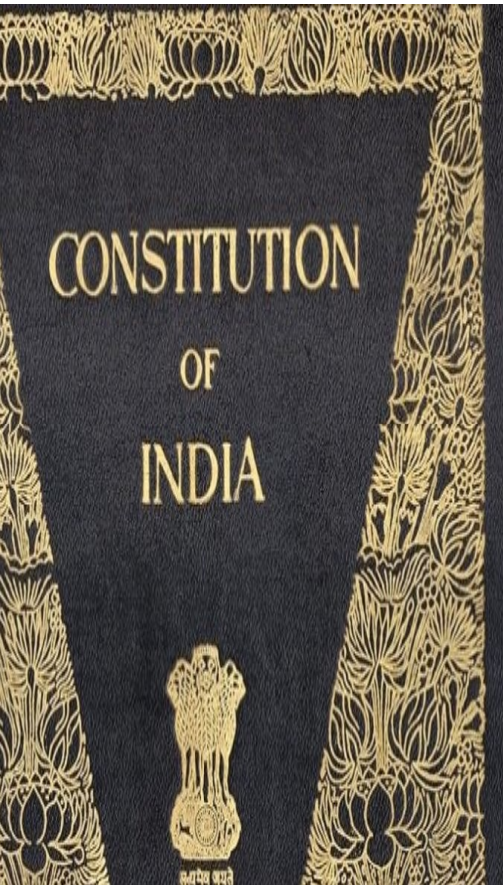
- Sh. Atonu Chatterjee, Additional Secretary, West Bengal

Thank You

PRADHAN MANTRI ADARSH GRAM YOJANA (PMAGY)



PMAGY – BACKGROUND



Special provisions are enshrined in the Constitution for the advancement of interests of the weaker sections

Article 46 of Part IV ("Directive Principles of State Policy") enjoins upon the State to promote with special care the educational and economic interests of the weaker sections of the people, in particular, of the Scheduled Castes and the Scheduled Tribes

Article 38 (2) in the same Part also enjoins upon the State to minimize inequities in income, and to endeavour to eliminate inequalities in status, facilities and opportunities, not only amongst individuals but *also amongst groups of people residing in different areas* or engaged in different vocations

PMAGY – BACKGROUND contd..



Scheduled Castes (SCs) Population is 16.6% of the country's population (2011 Census)

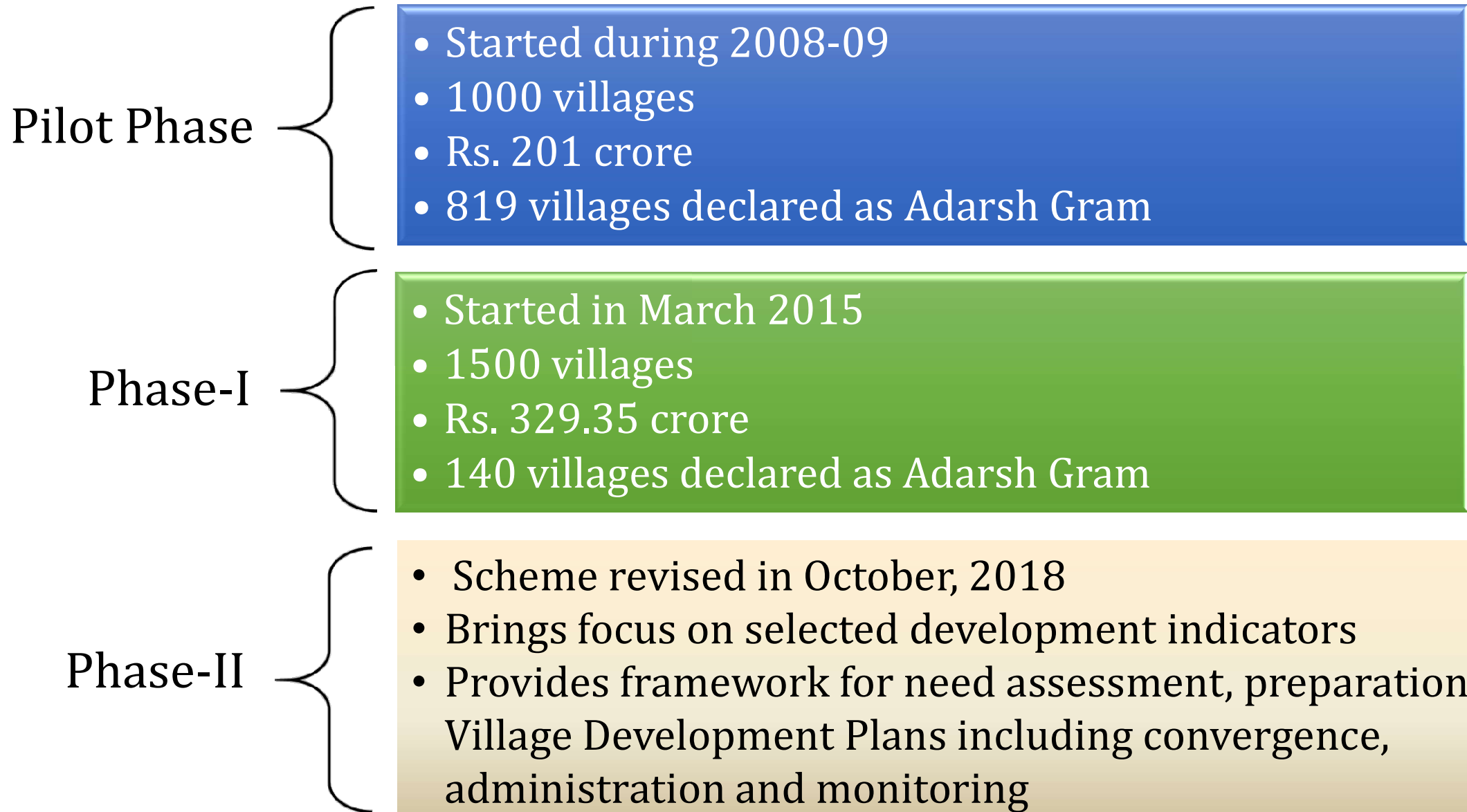
Over the period of time SCs have suffered social, educational disabilities and economic deprivation

Initiatives taken for development of SCs have yielded positive outcomes and have narrowed the gap between the SCs and rest of the population

Most welfare Schemes for SCs focus mainly on individual beneficiaries rather than on the integrated development of SC habitations

To enable an area based development approach, a new scheme called the Pradhan Mantri Adarsh Gram Yojana (PMAGY) was launched on Pilot basis during 2009-10

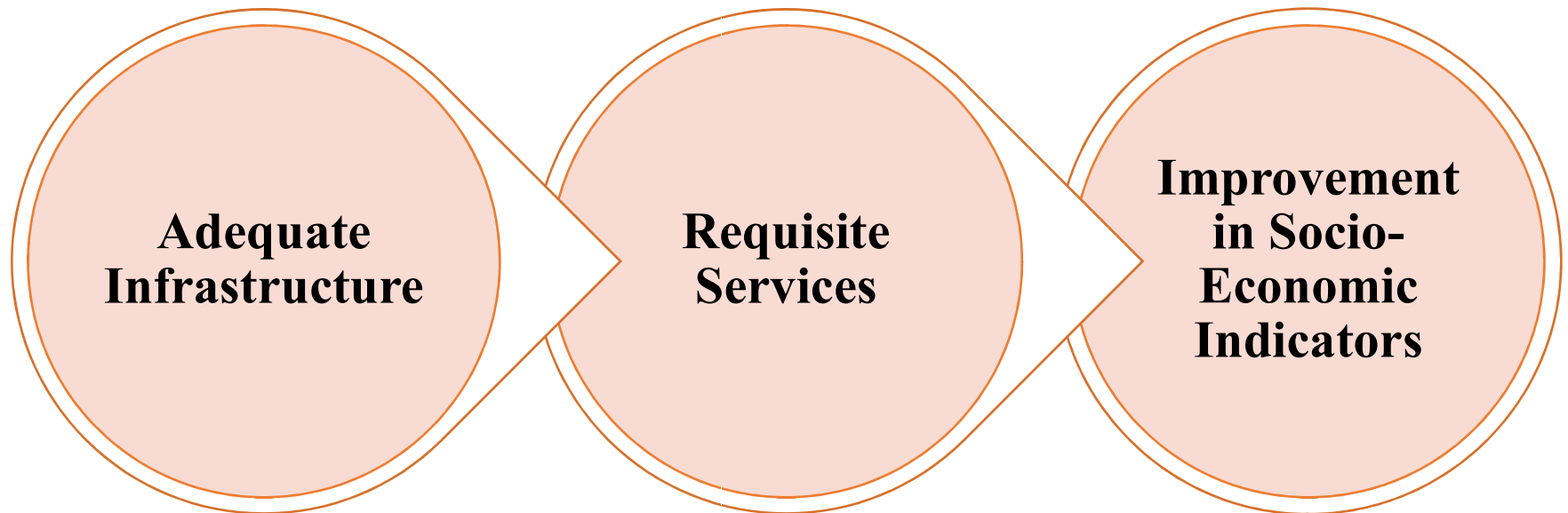
PMAGY – BACKGROUND contd..



HIGHLIGHTS OF REVISED GUIDELINES

OBJECTIVES

To provide in SC majority villages



DOMAINS OF SOCIO-ECONOMIC INDICATORS (MONITORABLE INDICATORS)



APPROACH AND STRATEGY

Integrated development through implementation of existing schemes of Central and State Governments in a convergent manner

Multiple round of funding introduced for villages selected during earlier phases (Phase-I) to enable further improvements

Specifically identified developmental requirements of selected villages which cannot be met under any existing scheme of the Central and State Govts, to be undertaken from 'Gap-filling' fund.

Expectation of convergence of at least 3 to 4 times of 'Gap-filling' fund from existing Central/State Schemes or with matching grants from State Governments

While funds released under PMAGY are to be utilized within the one/two year of the Phase, the Monitorable Indicators will be reviewed for a total of 5 years

COMPONENTS OF THE SCHEME

Convergence

Convergence between Centre & State Schemes to bridge development deficit vis-à-vis Monitorable Indicators identified through baseline data/Need Assessment

Gap-filling (Indicative List)

- Development of Drinking Water and Sanitation Infrastructure
- Setting up of Solid and Liquid waste disposal facilities
- Construction and major Repairs of toilets in Schools and Anganwadis
- Construction of Anganwadis
- Installation of Solar Lights
- Construction of all-weather roads

SELECTION OF VILLAGES

Targeted Villages

- 46844 SC majority Villages with > 50% persons belonging to Scheduled Castes
- These villages are spread over 570 districts of 25 States & UTs

Phase-II
(Oct-2018)

- Villages with > 50% persons belonging to Scheduled Castes, and total population ≥ 500
- Initially up to 10 such village in descending order of the SC population from each district
- Total 4484 villages (390 of Phase-I)

FUNDING PATTERN

New Villages

Rs. 21 Lakh per village

- Rs. 20 lakh for activities under the 'Gap-filling' component
- Rs. 1 Lakh for administrative & other expenses distributed amongst Centre, State, District and Village in ratio of 1:1:1:2

Phase-I Villages

Rs.10 lakh per village

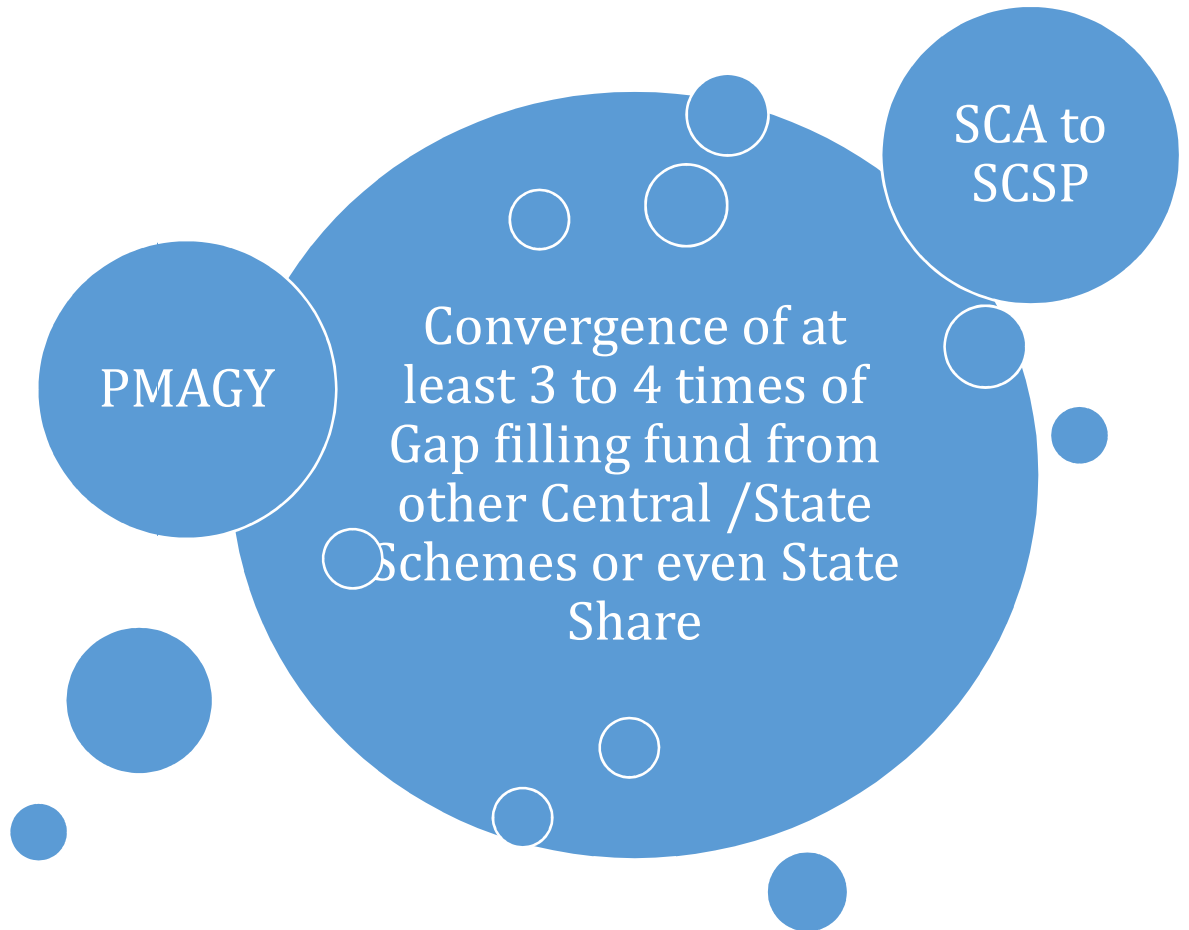
- Rs. 9.50 lakh for activities under the 'Gap-filling' component
- Rs. 0.50 Lakh for administrative & other expenses distributed amongst Centre, State, District and Village in ratio of 1:1:1:2

FUNDING PATTERN Contd..

Administrative & other expenses includes :

Technical resource support, training and capacity building, awareness generation, publicity etc. at various levels

Development and maintenance of an MIS for the Scheme at Central level



Note: For Phase-I villages additional funding through SCA to S only

FLOW OF FUNDS

1st installment from GoI: on selection of villages to enable capacity building, awareness generation, need assessment, preparation of VDP & commencing infrastructure works identified

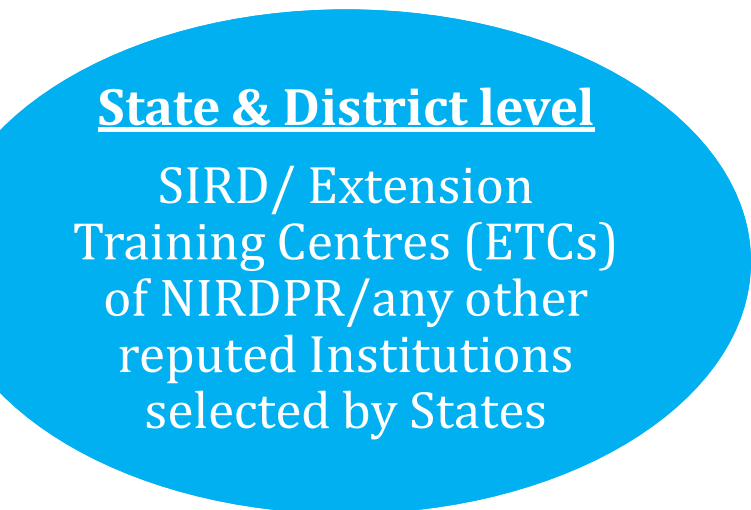
State Government to initially release funds to Districts for capacity building, administrative expenses, awareness generation & initiating non cost activities

'Gap-filling' component to be released by **State Government** to **Districts** after approval of their VDPs by District PMAGY Convergence Committee

Then **District Administration** will release funds to **Gram Panchayats** and line Departments for execution of works under their VDPs

2nd instalment from GoI: only after reasonable physical & financial progress

TECHNICAL RESOURCE SUPPORT



TIME LIMIT FOR UTILIZING FUNDS

- 2 years from date of release of funds for new villages
- 1 year for villages under additional round of funding



Convergent implementation will continue for another 3 years to ensure maintenance of basic 'Adarsh Gram' milestones, stabilization and further improvement in Monitorable Indicators

MONITORABLE INDICATORS

MONITORABLE INDICATORS

	Domain
	Drinking Water and Sanitation
1	Whether adequate sustainable drinking water sources to cover the village are available? (Yes/No)
2	% of Households provided with clean drinking water
3	% of Households having Individual Household Latrines (IHHLs)
4	Have toilets been provided in all schools and Anganwadis in the village? (Yes/No)
5	Whether people are still defecating in the open in the village? (Yes/No)
6	% of drains available along all internal roads
7	% of existing drains functioning
8	% of solid and liquid waste being disposed of effectively

MONITORABLE INDICATORS Contd..

	Domain
	Education
1	% of children (6-10 years), both boys and girls, attending primary school
2	% of children (11-13 years), both boys and girls, attending middle school
3	% of children (14-15 years), both boys and girls, attending secondary school
4	% of children (16-17 years), both boys and girls, attending higher secondary school
5	% of children (18-23 years), both boys and girls attending post higher secondary education
6	% of SC children (out of those attending in the school & eligible) receiving pre-matric scholarship
7	% of SC children (out of those pursuing post matric education and eligible) receiving post-matric scholarship

MONITORABLE INDICATORS Contd..

	Domain
	Health and Nutrition
1	% of eligible Households covered under any Health Protection Scheme
2	Is an emergency Ambulance facility available on call? (Yes/No)
3	% of pregnant women who are severely anaemic
4	% of institutional deliveries in the village during the last one year
5	% of low birth weight children born during the last one year
6	% of full immunization of children (< 1 year)
7	% of underweight children (0-5 years) in the village
8	How many pregnant women died during the last one year?
9	How many children (< 1 year) died during the last one year?
10	% of persons with communicable diseases getting treatment as per protocol
11	Whether all Anganwadis are constructed? (Yes/No)

MONITORABLE INDICATORS Contd..

	Domain
	Social Security
1	% of eligible women provided with Widow Pension
2	% of eligible persons provided with Old Age Pension
3	% of eligible persons provided with Disability Pension
	Rural Roads and Housing
1	Is the village connected by all-weather roads? (Yes/No)
2	% of internal roads that are CC/brick top/ Pakka/Tiled
3	% of households living in Kachcha/unsafe houses

MONITORABLE INDICATORS Contd..

Domain

Electricity and clean fuel

1 Whether the village has been electrified? (Yes/No)

2 % of Households having electricity connection

3 % of Households using at least one LED bulb

4 % of Households having gas connection

5 % of internal roads having street lights

Agriculture Practices etc.

1 % of eligible farmers provided with Soil Health Card

2 Extent (in %) of organic farming practices adopted

3 Extent (in %) of watershed management practices adopted

MONITORABLE INDICATORS Contd..

	Domain
	Financial Inclusion
1	% of village population (> 5 years) having Aadhaar identification
2	% of Households having account in Banks/Post Office
3	% of eligible persons covered under Pradhan Mantri Suraksha Bima Yojana
4	% of eligible persons covered under Pradhan Mantri Jeevan Jyoti Bima Yojana
	Digitization
1	Does the village have access to Internet connectivity? (Yes/No)
2	Does the village have Common Service Centre or Cyber Café? (Yes/No)
3	% of eligible persons who are digitally literate
	Livelihood and skill development
.1	% of eligible youth undergoing skill development
.2	% of eligible youth who have been able to avail bank linked loans
.3	% of households which have at least one member, as a members of any SHGs

**COMMITTEES FOR GUIDANCE, IMPLEMENTATION &
MONITORING AT CENTRAL, STATE, DISTRICT AND
VILLAGE LEVELS**

COMMITTEES AT CENTRAL AND STATE LEVEL

Centre – Headed by Minister SJ&E

States – Headed by Minister Social Welfare

Committees may have public representatives, besides representatives of concerned Ministries/Departments and bodies

Address broad policy issues and ensure convergence in the implementation of the Scheme

Over-all guidance and monitoring of implementation

Issue supplementary implementation guidelines from time to time

Advisory Committees may meet once every quarter but not less than twice in a year

COMPOSITION OF ADVISORY COMMITTEES - CENTRAL

Minister(SJE) - Chairperson
Minister (Rural Development) - Co-Chairperson

Chairperson, NCSC

Member (in charge of SC Development), NITI Aayog

Three Members of Parliament : Two from LS and One from RS

Minister in the PMAGY State in charge of (i) SC Welfare, and (ii) RD/PR

Secretary(SJ&E)

Representative of the following Ministries/Departments

(i) NITI Aayog, (ii)D/o Financial Services, (iii) D/o Exp. (iv) D/o RD (v) M/o DWS
M/o WCD (vii) D/o HE (viii) D/o SE&L (ix) M/o Agri (x) M/o H&FW (xi) M/o PR
M/o Power (xiii) M/o WR (xiv) D/o Tel and (xv) Meity

DG, NIRD&PR, Hyderabad

Upto six experts/social workers

Joint Secretary (in charge PMAGY), M/o SJ&E,- Member Secretary

COMPOSITION OF ADVISORY COMMITTEES - STATE

Minister of Social Welfare - Chairperson

Minister of Rural Development - Co-Chairperson

Representative of the following State Departments

(i) Planning, (ii) Panchayati Raj, (iii) WCD (iv) Education (v) Health (vi) Drinking Water Supply (vii) Home (viii) Public Works (ix) Irrigations/Water Supply (x) Energy Information Technology (xi) Other concerned Depts. if any.

Head of the State-level Technical Resource Support Institution.

Representative of State SC Commission

Representative from Deptt of Telecommunication in the State

At least six experts and social workers working in the field of SC welfare

Representative of Lead Bank of the State

A representative each of M/o Rural Dev. and D/o SJ&E

Principal Secretary, Social Welfare of the State Government – Member-Secretary.

COMMITTEES AT CENTRAL AND STATE LEVEL contd..

Steering-cum-Monitoring

Committee

Centre – Headed by Secretary DOSJE

States – Headed by Chief Secretaries

Committees may have public representatives, besides representatives of concerned Ministries/Departments and bodies

Address day-to-day broad policy issues and ensure convergence in implementation of the Scheme

Monitor implementation of the Scheme

Issue supplementary implementation guidelines from time to time

Steering-cum-Monitoring Committees may meet once every quarter but not less than twice in a year

TEERING-CUM-MONITORING COMMITTEE - CENTRAL

Secretary(SJ&E) - Chairperson

Representative of the following Ministries/Departments(Not below the rank of Jt. Secy) (i) NITI Aayog, (ii) D/o Financial Services, (iii) D/o Exp. (iv) D/o RD (v) M/o DWS (vi) M/o WCD (vii) D/o HE (viii) D/o SE&L (ix) M/o Agri (x) M/o H&FW (xi) M/o PR (xii) M/o Power (xiii) M/o WR (xiv) D/o Tel and (xv) NCSC

Head/Nodal Officer of the National Technical Resource Support Institution

At least two experts and two social workers working in the field of Social Welfare

Joint Secretary (in charge PMAGY), M/o SJ&E,- Member Secretary.

STEERING-CUM- MONITORING COMMITTEE - STATE

Chief Secretary - Chairperson

Representative of the following State Departments/Organisations

(i) Planning, (ii) Panchayati Raj, (iii) Rural Development (iv) WCD (v) Education Health (vii) Drinking Water Supply (viii) Home (ix) Public Works (x) Irrigations/Water Supply (xi) Energy (xii) Information Technology (xiii) Other concerned Depts. If (xiv) State SC Commission.

Upto 5 District PMAGY Programme Directors of the Distt. whose villages are being covered.

Head of the State level Technical Resource Support Institution

Representative of Deptt of Telecommunication in the State

At least two experts and two social workers working in the field of SC welfare

Representative of Lead Bank of the State

A representative each of the Ministries of RD and SJ&E

Principal Secretary, Social Welfare of the State Govt. - Member-Secretary

PMAGY CONVERGENCE COMMITTEES AT STATE, DISTRICT AND VILLAGE LEVEL

Play a key role in the successful implementation of the Scheme

Will ensure that

- PMAGY funds serve the purpose of gap filling
- Need Assessment is carried out
- Action Plans are prepared timely and in accordance with guidelines
- Physical & Financial progress of the Plan is monitored

Village PMAGY Convergence Committee is directly responsible for

- Conducting Need Assessment & collecting the baseline data
- Preparation of the VDP

State level Convergence Committee will meet once a quarter and District and Village Convergence Committees to meet once a month

PMAGY CONVERGENCE COMMITTEE - STATE

Principal Secretary - Chairperson

Representative of the following State Departments/Organisations

(i) Planning,(ii) Panchayati Raj,(iii) Rural Development(iv) WCD(v) Education
Health(vii) Drinking Water Supply(viii) Home(ix) Public Works(x) Irrigations/W
Supply(xi) Energy(xii) Information Technology(xiii) Other concerned Deptts. If any

District PMAGY Programme Directors of the Distt. whose villages are being covered

Representative from Deptt of Telecommunication in the State

Head of the State-level Technical Resource Support Institution

Representative of Lead Bank of the State

Director, Social Welfare of the State Govt. - Member-Secretary

PMAGY CONVERGENCE COMMITTEE - DISTRICT

District Magistrate/Collector - Chairperson

Representative of the following State Departments/Organisations

(i) Food Supply (ii) Agriculture, (iii) Rural Development (iv) WCD
Education (vi) Health (vii) Drinking Water Supply (v)
Electricity/DISCOM (ix) Public Works (x) Irrigations/Water Supply
Energy (xii) Information Technology (xiii) Other concerned Depts. If any

Village PMAGY Programme Directors of the villages being covered

Representative from Deptt of Telecommunication/BSNL

Representative of the State-level Technical Resource Support Institution

Representative of Lead Bank of the District

District Welfare Officer of the District- Member-Secretary

PMAGY CONVERGENCE COMMITTEE - VILLAGE

Sarpanch of the Village - Chairperson

All SC members of the Gram Panchayat

AWW, ASHA, ANM, etc.

Functionaries of Panchayati Raj and PWD

Village field workers of NREGA

A School Teacher

Representatives of other concerned line departments

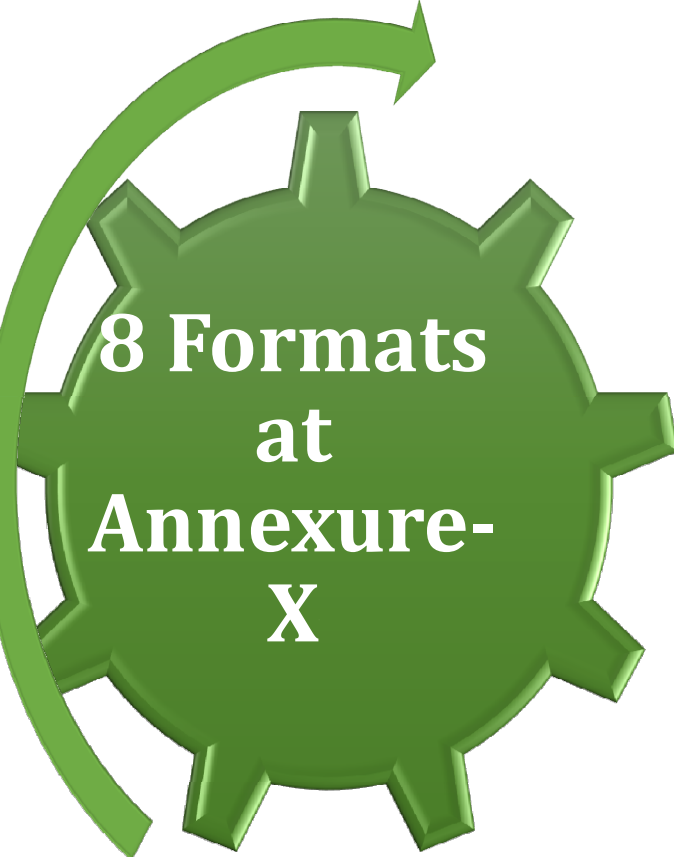
Village Development Officer

A Representative of State level Technical Resource Support Institution –Special Inv
when necessary

One of the SC Members of the Gram Panchayat- Member-Secretary

FORMATS FOR NEED ASSESSMENT, VDP & PROGRESS MONITORING

FORMATS - PURPOSE



**8 Formats
at
Annexure-
X**

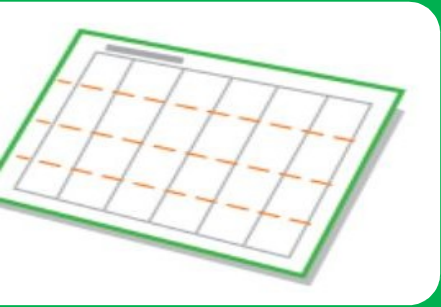
- Capture the Basic Information of Village
- Assessment of Village Needs

- Identification of Infrastructural Gaps
- Identification of Individual & other Requirements

- Prioritizing the requirements of Village
- Preparation of Village Development Plan (VDP)

- Assessment of Monitorable Indicators
- Progress Monitoring & Report submission

FORMATS - USAGE



Format for capturing basic information of village

- **Format I:** Captures basic demographic information, LGD Codes and GPS Coordinates & particulars of the PMAGY Convergence Committee



Format for Need Assessment (Village level data)


- **Format II:** Village level Data for Infrastructure Development & Action Plan for fulfilling the needs identified



Formats for Need Assessment (Village level data)

- **Format III-A:** Household level Data for Beneficiary oriented initiative
- **Format III-B:** Consolidation of Household Data for Beneficiary oriented initiatives & Action Plan for fulfilling needs

FORMATS - USAGE Contd..



Formats for preparation of VDP & progress

- Format-IV: Action Plan and Progress Report of Infrastructure works
- Format-V: Action Plan and Progress Report for Beneficiary Oriented Initiatives



Format for status of Monitorable Indicators

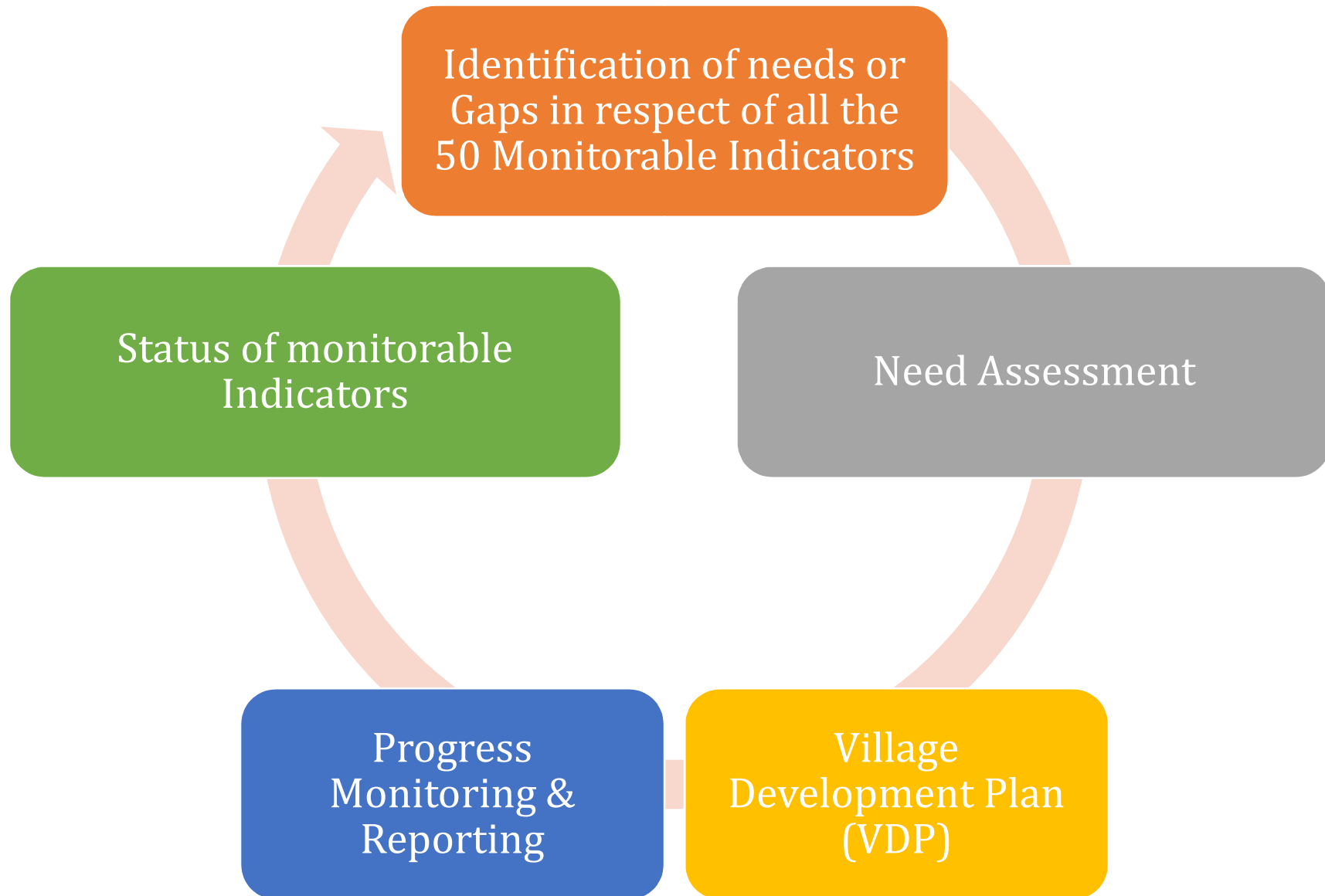
- Format-VI: for capturing of status of Monitorable Indicators



Other reporting Formats

- Format-VII: Monthly Progress Report (District Level)
- Format-VIII: Monthly Progress Report (State Level)

FORMATS - LIFECYCLE



FORMATS IN DETAIL

Format –I

**Demographic information, LGD
Codes & GPS Coordinates**

**No. of Households surveyed in
Village**

Captures

**Period of need assessment
exercise done**

**Details of Village PMAGY
Convergence Committee**

Format –I Contd..

Village level Data:

Particulars	Name	LGD Code
Village:		
Gram Panchayat:		
Block:		
District:		
State:		
Population of Village:		
SC Population of Village:		
No. of households in Village:		
No. of Village households covered in the Need Assessment/Household Survey:		
Period of Need Assessment/Household Survey:	From:	
	To:	

2. GPS Data:

1	GPS Coordinates of Village:	Latitude:
		Longitude:

3. Details of Village PMAGY Convergence Committee:

Sl.	Name	Designation	Mobile Number	Email	Address	P
1						
2						
3						
4						

Format –II

Action Plan for fulfilling the needs/gaps identified in the village

Captures Gaps in respect of 15 out of 50 Monitorable Indicator

Village level Data for Infrastructure Development

Gaps mainly related to Infrastructure Requirement of the village

Few of the gaps identified here can be fulfilled by costless initiatives

Format –II Contd..

.2 Monitorable Indicator: % of households provided with clean drinking water

Sl. No.	Particulars	Status/No./Name
1	No. of households in the Village	
2	No. of households provided with clean drinking water	
3	No. of households not provided with clean drinking water	

Details of action plan for providing clean drinking water to all the households

Sl. No.	Details
1	
2	

Here multiple type of works can be selected under the proposed Action Plan for fulfilling the Gaps identified

Format –III(A)

Household level data for Beneficiary oriented initiatives

Action Plan for fulfilling the needs/gaps identified in the Household

Captures socio-economic gaps in respect of 35 Monitorable Indicators for Household

Gaps mainly related to individual requirements of the residents

Most of the needs/gaps identified here can be fulfilled by costless initiatives

Needs/Gaps can be captured through Household Survey or available primary data

Format –III(A) Contd..

Need Assessment

Format – III(A): Household level Data for Beneficiary oriented initiatives

1	<u>Category (SC/ST/Others)</u>	
2	<u>House Number</u>	
3	<u>Name of the Head of the household</u>	
4	<u>Number of persons in the household</u>	

Sl. No.	Particulars	Name	LGD Code
5	Village:		
6	Gram Panchayat:		
7	Block:		
8	District:		
9	State:		

Format –III(A) Contd..

Domain: Education

1 Monitorable Indicator: % of children (6-10 years), both boys and girls, attending primary schools

Sl. No.	Particulars	Status/No./Name
1	Total no. of children in the household (6-10 years), both boys and girls	
2	No. of children in the household (6-10 years), both boys and girls attending primary school	
3	No. of children in the household (6-10 years), both boys and girls not attending primary school	
4	Names of children in the household (6-10 years), both boys and girls not attending primary school	

Format –III(B)

**Consolidation of Household Data
for Beneficiary oriented
initiatives**

**Action Plan for fulfilling the each
individual needs/gaps identified
in the village**

Captures

**captures socio-economic gaps in
respect of 35 Monitorable
Indicators for the village**

**In respect of few indicators (only
4) reasons for Gaps need to be
recorded**

Format –III(B)

Domain: Education

1 Monitorable Indicator: % of children (6-10 years), both boys and girls, attending primary schools

Sl. No.	Particulars	Status/No.
1	No. of children in the village (6-10 years), both boys and girls	
2	No. of children in the village (6-10 years), both boys and girls, attending primary school	
3	No. of children in the village (6-10 years), both boys and girls, not attending primary school	

Household/Beneficiaries identified and initiatives planned:

Sl. No.	Details of beneficiaries				Details of Initiatives
	Category of beneficiary (SC/ST/Other)	House No.	Name of head of the household	Name of Beneficiary	
(1)	(2)	(3)	(4)	(5)	(6)
1					
2					

Format –IV

Action Plan and Progress Report of initiatives/works identified through Format-II

The detail of the Schemes where from funds are being sourced

Captures

Details of agency for Implementation of work

Date of Start & Completion of the work with Physical & Financial progress

Format –IV Contd..

Village Development Plan (VDP)

Format-IV: Action Plan and Progress Report of Infrastructure works

Domain	Monitorable Indicator	Name/Details of the Works/Activities identified	Estimated Cost in Rs.	Detail of the Schemes where from funds are being sourced						Total Fund Allocated (7)+ (10)
				Central Govt. Scheme (other than PMAGY or SCA to SCSP)		State Govt. Scheme		Fund allocated, if any under PMAGY	Fund allocated, if any under SCA to SCSP	
				Name of Scheme	Fund Allocation	Name of Scheme	Fund Allocation			
(2)	(3)	(4)	(5)	(6)	(7)	(8)	(9)	(10)	(11)	(12)

Priority for Implementation	Date of Approval	Expected date of Start	Expected date of completion	Actual date of Start	Details of Fund utilized						Total Fund Utilized 19+21+ 22+23	% of work completed	Date of Completion of Work	Remarks
					Central Govt. Scheme (other than PMAGY or SCA to SCSP)		State Govt. Scheme		PM AGY	SCA to SCSP				
					Scheme	Fund	Scheme	Fund						
(13)	(14)	(15)	(16)	(17)	(18)	(19)	(20)	(21)	(22)	(23)	(24)	(25)	(25)	(26)

Format –V

**Action Plan and Progress Report
of initiatives identified through
Format-III(A) and III(B)**

**The reasons for gaps in few of
the indicators**

Captures

**Details of Schemes from which
the Gaps will be filled**

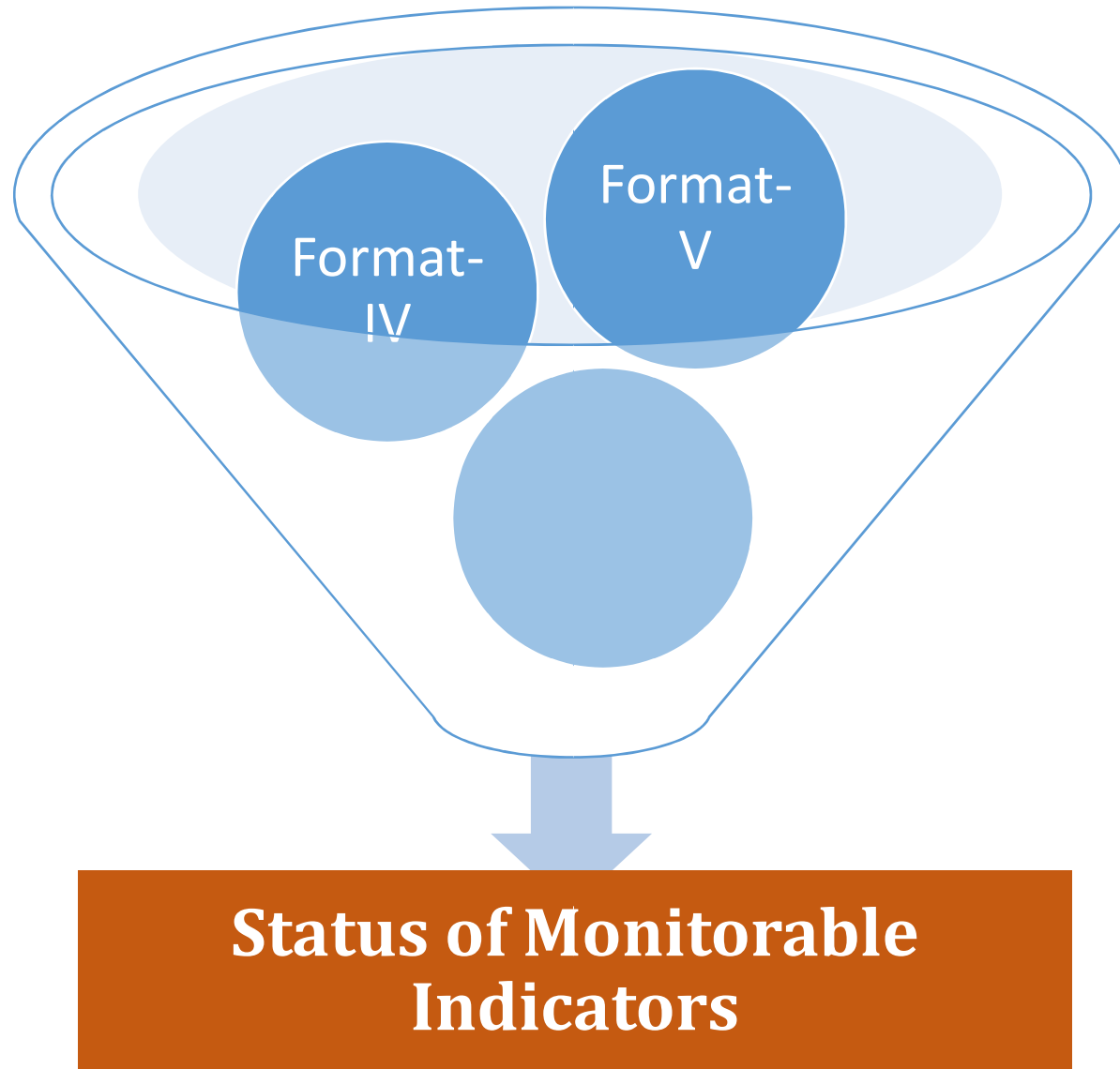
**Progress status and date of
fulfilment of the Gaps**

Format –V Contd..

Format –V: Action Plan and Progress Report for Beneficiary Oriented Initiatives

Domain	Monitorable Indicator	Details of households/beneficiaries where need has been identified				Reasons, if any for the gap	Details of proposed initiatives to fulfill the needs	Progress			Remarks
		Category of beneficiary (SC/ST/Other)	House No.	Name of head of the household	Name of Beneficiary			% of Action completed	Whether need fulfilled (Yes/No)	If yes, date on which fulfilled	
(2)	(3)	(4)	(5)	(6)	(7)	(8)	(9)	(10)	(11)	(12)	(13)

Format –VI



Format –VI Contd..

No.	Domain/ Particulars of Monitorable indicators	Benchmark	Scoring System	Status	Score achieved
	Drinking Water and Sanitation				
.1	Whether adequate sustainable drinking water sources to cover the village are available? (Yes/No)	Yes=100% No=0%	2 0		
.2	% of households provided with clean drinking water	>75% 50-75% <50%	2 1 0		
.3	% of households having Individual Household Latrines (IHHLs)	100% <100%	2 0		
.4	Have toilets been provided in all schools and Anganwadis in the village? (Yes/No)	Yes=100% No=0%	2 0		
.5	Whether people are still defecating in the open in the village? (Yes/No)	Yes=100% No=0%	0 2		
.6	% of drains available along all internal roads	>75% 50-75% <50%	2 1 0		
.7	% of existing drains functioning	>75% 50-75% <50%	2 1 0		

Non negotiable Indicator

Format –VII



Physical submission of Monthly Progress Report by Districts



Captures details of District PMAGY Programme Director



Meetings held of District PMAGY Convergence Committee



Meetings held of Village PMAGY Convergence Committees up to the end of month



Training held for Panchayat and Village level functionaries up to the end of month



Details of funds released and utilized up to the end of month



Status of progress on Need Assessment and VDP preparation



Progress Report of Infrastructure works



Progress Report of beneficiary oriented Initiatives



Report of the Programme Director on the improvement of Socio-economic Indicators

Format –VIII



Physical submission of Monthly Progress Report by States



Captures details of State PMAGY Programme Director



Captures details of Meetings held of State level Committees



Status of issuing guidelines and instructions in State language



Name of State-level institution for Technical Resource Support



Training held for District level functionaries up to the end of month



Details of funds released and utilized up to the end of month



Status of progress on Need Assessment and VDP preparation



Progress Report of Infrastructure works



Progress Report of beneficiary oriented Initiatives



Instructions to concerned departments for convergent implementation of their schemes

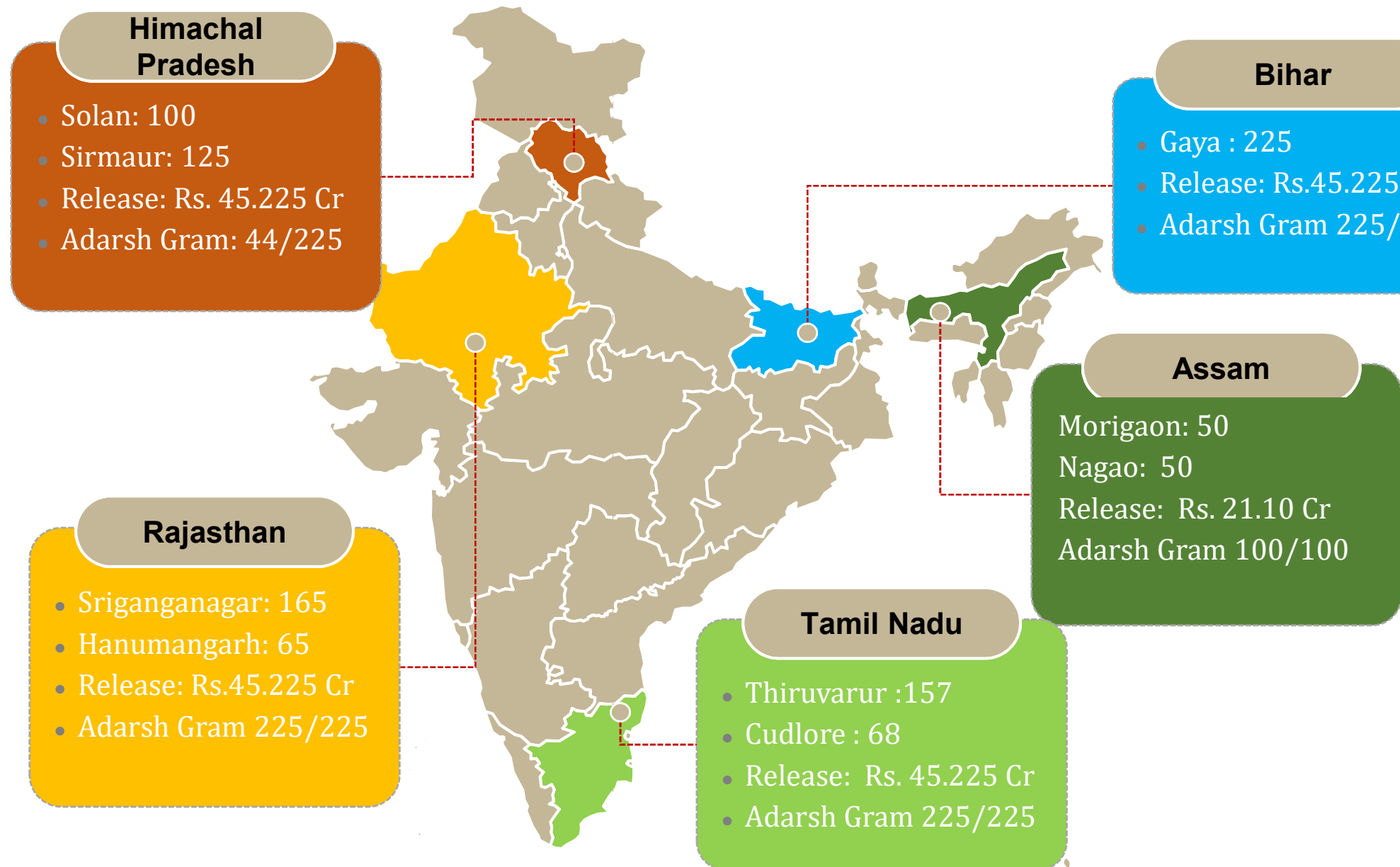


Report of the Programme Director on the improvement of Socio-economic Indicators

STATUS OF IMPLEMENTATION SO FAR

Scheme launched in 2007 to in 1000 villages covering 9 districts in 5 States

PMAGY Villages – Pilot Phase



PMAGY – Pilot Phase Contd..

Financial and Physical progress

Name of State	Central Assistance Released (Rs. in crores)			
	2009-10	2010-11	2011-12	Total
am	-	10.10	10.00	20.10
ar	1.3	21.425	22.50	45.225
nachal Pradesh	-	22.725	22.50	45.225
asthan	1.4	21.325	22.50	45.225
nil Nadu	1.3	21.425	22.50	45.225
al	4.0	97.00	100.00	201.00

PMAGY Villages –Phase-I

March 2015 with 1500 villages

HARYANA
Villages: 12
Fund: 2.52 Cr
Works Completed: 2
Adarsh Gram: 0
Fund Utilised: 0

PUNJAB
Villages: 162
Fund: 39.62 Cr
Works Completed: 101
Adarsh Gram: 0
Fund Utilised: 21.09 Cr

UTTAR PRADESH
Villages: 260
Fund: 54.60 Cr
Works Completed: 668
Adarsh Gram: 140
Fund Utilised: 32.02 Cr

ASSAM
Villages: 75
Fund: 15.75 Cr
Works Completed: 0
Adarsh Gram: 0
Fund Utilised: 10.0 Cr

JHARKHAND
Villages: 100
Fund: 21.00 Cr
Works Completed: 0
Adarsh Gram: 0
Fund Utilised: 1.1

MADHYA PRADESH
Villages: 327
Fund: 68.67 Cr
Works Completed: 668
Adarsh Gram: 0
Fund Utilised: 63.33 Cr

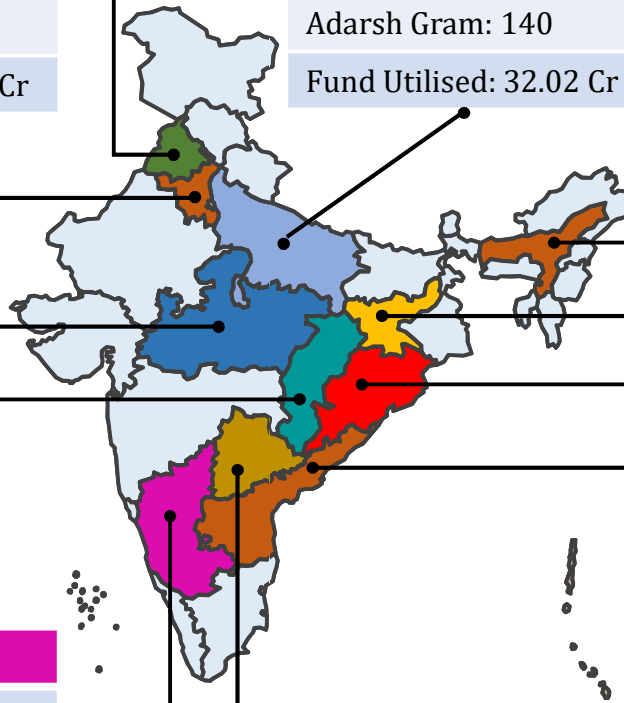
ODISHA
Villages: 175
Fund: 36.75 Cr
Works Completed: 0
Adarsh Gram: 0
Fund Utilised: 0

CHHATTISGARH
Villages: 175
Fund: 45.50 Cr
Works Completed: 62
Adarsh Gram: 0
Fund Utilised: 41.75 Cr

KARNATAKA
Villages: 201
Fund: 42.21 Cr
Works Completed: 0
Adarsh Gram: 0
Fund Utilised: 40.10 Cr

TELANGANA
Villages: 6
Fund: 1.26 Cr
Works Completed: 0
Adarsh Gram: 0
Fund Utilised: 0

ANDHRA PRADESH
Villages: 7
Fund: 1.47 Cr
Works Completed: 0
Adarsh Gram: 0
Fund Utilised: 0



PMAGY – Phase-I Contd..

Financial progress

State	No of Villages selected during					Central Assistance Released (Rs. Cr)						F Ut
	14-15	15-16	16-17	17-18	Total	14-15	15-16	16-17	17-18	18-19	Total	
Assam			75		75			15.75			15.75	
Uttar Pradesh	10	200		50	260	1.00	42.00	1.10	8.65	1.85	54.60	
Madhya Pradesh	77	185	15	50	327	7.70	47.32	3.15	10.50		68.67	
Karnataka	1	200			201	0.10	40.00	2.11			42.21	
Punjab	112			50	162	18.70	3.50	1.32	16.10		39.62	
Odisha		100	75		175		21.00	15.75			36.75	
Jharkhand		100			100		21.00				21.00	
Chhattisgarh		100	75		175		21.00	20.75	3.75		45.50	
Haryana	12				12	1.20		1.32			2.52	
Andhra Pradesh	7				7	0.70		0.77			1.47	
Telangana	6				6	0.60		0.66			1.26	
Total	225	885	240	150	1500	30.00	195.82	62.68	39.00	1.85	329.35	2

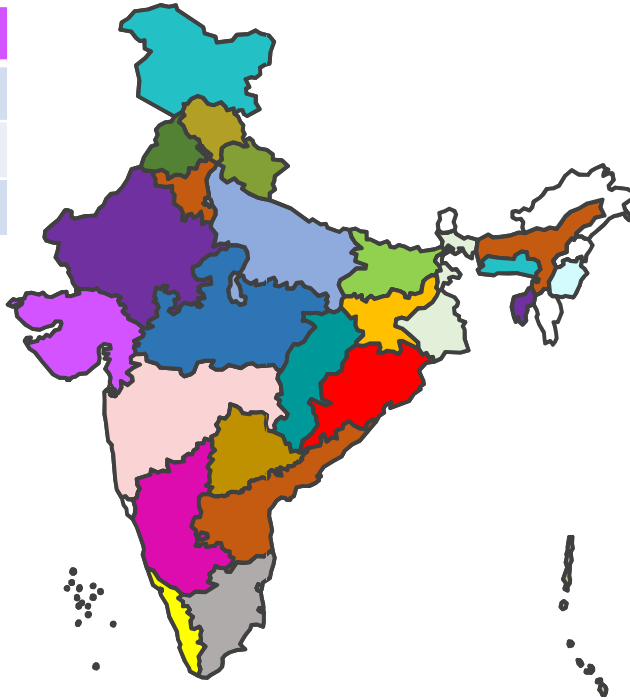
PMAGY – Phase-I Contd..

Physical progress

State	Physical Progress					
	No of Villages	VDP Prepared	Works Appd.	Works completed	Works in Progress	Villages declared Adarsh C
Assam	75	68	58	0	42	0
Uttar Pradesh	260	210	1052	668	325	140
Madhya Pradesh	327	274	1846	668	302	0
Karnataka	201	199	102	0	78	0
Punjab	162	105	677	101	557	0
Odisha	175	0	0	0	0	0
Jharkhand	100	100	1161	0	1161	0
Chhattisgarh	175	175	2025	62	1857	0
Haryana	12	9	18	2	16	0
Andhra Pradesh	7	0	0	0	0	0
Telangana	6	0	0	0	0	0
Total	1500	1117	6793	564	4451	140

Phase-II Implementation

PMAGY Phase-II

J&K	PUNJAB	UTTAR PRADESH	HARYANA	JHARKHAND	ASSAM
Villages: 71	Villages: 218	Villages: 724	Villages: 148	Villages: 173	Villages: 273
Fund: 4.71 Cr	Fund: 39.51 Cr	Fund: 146.65 Cr	Fund: 29.87 Cr	Fund: 31.49 Cr	Fund: 53.48 Cr
Released: 7.384 Cr	Released: 7.904 Cr	Released: 75.051 Cr	Released: 15.34 Cr	Released: 15.693 Cr	Released: 24.7
WEST BENGAL	HIMACHAL	GUJARAT		ODISHA	TRIPURA
Villages: 400	Villages: 90	Villages: 25		Villages: 275	Villages: 31
Fund: 5.63 Cr	Fund: 18.90 Cr	Fund: 5.25 Cr		Fund: 48.62 Cr	Fund: 6.51 Cr
Released: 41.265 Cr	Released: 9.36 Cr	Released: 2.60 Cr		Released: 28.18 Cr	Released: 3.22
CHHATTISGARH	UTTARAKHAND			WEST BENGAL	MEGHALAYA
Villages: 138	Villages: 124			Villages: 210	Villages: 4
Fund: 7.88 Cr	Fund: 26.04 Cr			Fund: 44.10 Cr	Fund: 0.84 Cr
Released: 14.005 Cr	Released: 12.896 Cr			Released: 0	Released: 0.4
MHARASHTRA	RAJASTHAN			BIHAR	MANIPUR
Villages: 145	Villages: 288			Villages: 348	Villages: 12
Fund: 10.45 Cr	Fund: 60.48 Cr			Fund: 73.08 Cr	Fund: 2.52 Cr
Released: 15.08 Cr	Released: 29.952 Cr			Released: 0	Released: 1.2
KARNATAKA	ANDHRA PRADESH	TELANGANA	TAMIL NADU	KERALA	PUDUCHERRY
Villages: 264	Villages: 103	Villages: 138	Villages: 271	Villages: 1	Villages: 10
Fund: 52.69 Cr	Fund: 21.19 Cr	Fund: 28.43 Cr	Fund: 56.91 Cr	Fund: 0.21 Cr	Fund: 2.10 Cr
Released: 27.333 Cr	Released: 10.69 Cr	Released: 14.33 Cr	Released: 28.19 Cr	Released: 0.104	Released: 1.04 Cr

Status of Release of Funds as on 25.02.2019

Rs in

State	No. of Villages selected under Phase-II			Funds required for Phase-II	Funds required for 1st round	Funds released for 1st round		Funds yet to be released for 1st round		Fund released for 2nd round
	Phase-I	New	Total			Villages	Amount	Villages	Amount	
Uttar Pradesh	49	675	724	14525.1	7505.1	724	7505.0	-	0	7
West Bengal	0	210	210	4368.0	2184.0	0	0.0	210	2184.0	2
Bihar	0	348	348	7238.4	3619.2	0	0.0	348	3619.2*	3
Tamil Nadu	0	271	271	5636.8	2818.4	271	2819.0	-	0	2
Maharashtra	0	145	145	3016.0	1508.0	145	1507.6	-	0	1
Rajasthan	0	288	288	5990.4	2995.2	288	2995.0	-	0	2
Madhya Pradesh	67	333	400	7589.7	4126.5	400	4126.0	-	0	3
Karnataka	25	239	264	5218.7	2733.1	264	2733.0	-	0	2
Punjab	57	161	218	3913.1	2238.7	76	790.0	57+85*	1448.7	1
Andhra Pradesh	4	99	103	2098.8	1069.2	103	1069.0	-	0	1
Orissa	83	192	275	4815.3	2818.5	275	2818.0	-	0	1
Kelangana	5	133	138	2815.9	1432.7	138	1433.0	-	0	1
Maryana	11	137	148	2958.5	1533.7	148	1534.0	-	0	1

Release in process

WB-Consent awaited; Punjab -UC under SCA to SCSP pending

Status of Release of Funds as on 25.02.2019

Rs in

State	No. of Villages selected under Phase-II			Funds required for Phase-II	Funds required for 1st round	Funds released for 1st round		Funds yet to be released for 1st round		Fund released for 2nd round
	Phase-I	New	Total			Villages	Amount	Villages	Amount	
Gujarat	0	25	25	520.0	260.0	25	260.0	-	0	
Chhattisgarh	44	129	173	3118.8	1777.2	152	1569.0	21	208.2*	1
Chhattisgarh	10	128	138	2761.4	1430.2	135	1400.2	3	30.0*	1
Kerala	0	1	1	20.8	10.4	1	10.4	-	0	
Assam	35	238	273	5296.9	2821.7	238	2475.2	35	346.5*	2
Uttarakhand	0	124	124	2579.2	1289.6	124	1289.6	-	0	1
Himachal Pradesh	0	90	90	1872.0	936.0	90	936.0	-	0	
J&K	0	71	71	1476.8	738.4	71	738.4	-	0	
Tripura	0	31	31	644.8	322.4	31	322.0	-	0	
Andhra Pradesh	0	10	10	208.0	104.0	10	104.0	-	0	
Manipur	0	12	12	249.6	124.8	12	124.8	-	0	
Meghalaya	0	4	4	83.2	41.6	4	41.6	-	0	
TOTAL	390	4,094	4,484	89,016	46,439	3,725	38,601	759	7,838	4

Release in process

Scheme-wise release of fund as on 25.02.2019

50% of admissible grants for Phase-II villages and 100% for Phase-I vil

State	No of Villages for which fund released			Fund Released			Remarks	Date of r
				(Rs. Lakh)				
	Phase-I	New	Total	Phase-I	New	Total		
Uttar Pradesh	37	328	365	366.3	3411.2	3777.5	SCA to SCSP	05-11-2
	12	347	359	118.8	3608.8	3727.6	SCA to SCSP	20-12-2
West Bengal	0	0	0	0	0	0		
Bihar	0	0	0	0	0	0		
Tamil Nadu	0	144	144	0	1497.6	1497.6	PMAGY	28-10-2
	0	127	127	0	1320.8	1320.8	SCA to SCSP	20-12-2
Maharashtra	0	91	91	0	946.4	946.4	PMAGY	28-10-2
	0	54	54	0	561.6	561.6	PMAGY	13-02-2
Rajasthan	0	148	148	0	1539.2	1539.2	SCA to SCSP	20-12-2
	0	140	140	0	1456	1456.0	SCA to SCSP	20-12-2
Madhya Pradesh	46	180	226	455.4	1872	2327.4	SCA to SCSP	11-12-2
	21	153	174	207.9	1591.2	1799.1	SCA to SCSP	20-12-2
Karnataka	0	125	137	0	1300	1300.0	PMAGY	28-10-2
	12	0	12	119	0	119.0	SCA to SCSP	05-11-2
	13	114	127	128.7	1185.6	1314.3	SCA to SCSP	20-12-2

Scheme-wise Release of Funds as on 25.02.2019 Contd..

50% of admissible grants for Phase-II villages and 100% for Phase-I vil

State	No of Villages for which fund released			Fund Released			Remarks	Date of re
				(Rs. Lakh)				
	Phase-I	New	Total	Phase-I	New	Total		
Punjab	0	76	76	0	790.4	790.4	PMAGY	28-10-2
Andhra Pradesh	3	53	56	29.7	551.2	580.9	SCA to SCSP	05-11-2
	1	46	47	9.9	478.4	488.3	SCA to SCSP	20-12-2
Orissa	55	92	147	544.5	956.8	1501.3	SCA to SCSP	05-11-2
	28	100	128	277.2	1040	1317.2	SCA to SCSP	20-12-2
Telangana	5	90	95	49.5	936	985.5	SCA to SCSP	11-12-2
	0	43	43	0	447.2	447.2	SCA to SCSP	20-12-2
Haryana	8	85	93	79.2	884	963.2	SCA to SCSP	20-12-2
	3	52	55	29.7	540.8	570.5	SCA to SCSP	20-12-2
Gujarat	0	25	25	0	260	260.0	PMAGY	28-10-2
Chharkhand	23	79	102	227.7	821.6	1049.3	SCA to SCSP	20-12-2
	0	50	50	0	520	520.0	PMAGY	13-02-2
Chhattisgarh	7	70	77	69.3	728	797.3	SCA to SCSP	20-12-2
	0	58	58	0	603.2	603.2	PMAGY	13-02-2

Scheme-wise Release of Funds as on 25.02.2019 Contd..

50% of admissible grants for Phase-II villages and 100% for Phase-I vil

State	No of Villages for which fund released			Fund Released			Remarks	Date of r
				(Rs. Lakh)				
	Phase-I	New	Total	Phase-I	New	Total		
Kerala	0	1	1	0	10.4	10.4	PMAGY	31-10-2
Assam	0	134	134	0	1393.6	1393.6	PMAGY	31-10-2
	0	104	104	0	1081.6	1081.6	PMAGY	13-02-2
Uttarakhand	0	124	124	0	1289.6	1289.6	PMAGY	13-02-2
Himachal Pradesh	0	90	90	0	936	936	PMAGY	13-02-2
Jammu and Kashmir	0	38	38	0	395.2	395.2	PMAGY	31-10-2
	0	33	33	0	343.2	343.2	PMAGY	13-02-2
Tripura	0	26	26	0	270.4	270.4	SCA to SCSP	05-11-2
	0	5	5	0	52	52.0	PMAGY	13-02-2
Puducherry	0	10	10	0	104	104.0	PMAGY	13-02-2
Manipur	0	12	12	0	124.8	124.8	PMAGY	04-01-2
Meghalaya	0	4	4	0	41.6	41.6	PMAGY	13-02-2
TOTAL	274	3451	3725	2712.8	35890.4	38603.2		

WAY FORWARD

WAY FORWARD – ACTION AT CENTRAL LEVEL

First round of funds released – 50% for new villages and 100% for Phase -

Training session held for all States at NIRD & PR Hyderabad

Online platform developed for Need Assessment, VDP preparation, Administration and Monitoring

Hands on sessions for software being organised in February & March

WAY FORWARD – ACTION AT STATE LEVEL

Social Welfare Department/SC Welfare to be nodal for implementation

Identification of Nodal Officer & Programme Director at State level

Constitution of Advisory, Steering-cum-Monitoring & Convergence Committees at State level

Identification of Institutions for Technical Resource Support

Training of State & District level functionaries

Release of funds to Districts for initiating programme

Regular monitoring & submission of progress reports

Send proposal for 2nd round of funds when sufficient progress achieved

WAY FORWARD – ACTION AT DISTRICT LEVEL

Nomination of Programme Director at District level

Constitution of PMAGY Convergence Committees at District/Village level

Arranging Capacity Building training and awareness generation

Need Assessment, collection of data for socio-economic indicators

Handholding villages for VDP preparation, VDP approval

Action plan for implementation of works under VDP

Release of funds to line departments and Gram panchayats

Regular Monitoring & Meetings of District/Village Level convergence committees

Involve Private Sector for socio-economic and equitable development

Thanks

List of the Schemes for Convergence

Concerned Ministry/ Deptt.	Name of the Programme
Ministry of Drinking Water and Sanitation	National Rural Drinking Water Programme
	Swachh Bharat Mission (SBM)
Ministry of Human Resource Development	Samagra Siksha and Mid-day-Meal (MDM)
	National Literacy Mission (NLM)
Ministry of Health and Family Welfare	National Rural Health Mission
	Mission Indradhanush
	Ayushman Bharat Scheme (Pradhan Mantri Jan Aarogya Yojana (PMJAY))
	Janani Suraksha Yojana
Department of Rural Development, M/o RD	National Social Assistance Programme (NSAP)
	Pradhan Mantri Awas Yojana (Gramin) (PMAY-G)
	Pradhan Mantri Gram Sadak Yojana (PMGSY)
	Deen Dayal Upadhyay Antyodaya Yojana - National Livelihoods Mission (NRLM) (DAY-NRLM)
	Mahatma Gandhi National Rural Employment Guarantee Act (MGNREGA)
Ministry of Power	Deen Dayal Upadhyaya Gram Jyoti Yojana (DDUGJY)
	Pradhan Mantri Sahaj Bijli Har Ghar Yojana (Saubhagya)
	Unnat Jeevan by Affordable LEDs and Appliances for All (UJALA)
Ministry of Petroleum and Natural Gas	Pradhan Mantri UJJAWALA Yojana

List of the Schemes for Convergence

Concerned Ministry/ Deptt.	Name of the Programme
Ministry of Finance	Pradhan Mantri Suraksha Bima Yojana(PMSBY)
	Pradhan Mantri Jeevan Jyoti Bima Yojana(PMJJB)
	Pradhan Mantri Jan Dhan Yojana (PMJDY)
Ministry of Skill Development and Entrepreneurship	Pradhan Mantri Kaushal Vikas Yojana(PMKVY)
Ministry of Agriculture and Farmers Welfare	Soil Health Card Scheme
	Rashtriya Krishi Vikas Yojana
	National Horticulture Mission
	Technology Mission for Integrated Development of Horticulture in N.E. Region (TMNE)
Ministry of Electronics & Information Technology	PMG-DISHA and Common Service Centres
Ministry of Communication	Telecom Connectivity/ Bharat Net/Postal Banking
Ministry of Women & Child Development	Integrated Child Development Services (ICDS)

List of the Schemes for Convergence

Concerned Ministry/ Deptt.	Name of the Programme
Ministry of Labour & Employment	Grant in Aid on Child and Women Labour
	Skill Development Initiative
	Craftsmen Training Scheme
	Apprenticeship Training Schemes
Ministry of Water Resources, River Development & Ganga Rejuvenation	Accelerated Irrigation Benefit Programme (AIBP)
	Repair, Renovation & Restoration (RRR) of Water Bodies
Department of Land Resources	<u>Integrated Watershed Development Programme</u>
Ministry of Micro, Small and Medium Enterprises	Prime Minister's Employment Generation Programme
Ministry of Panchayati Raj	<u>Backward Regions Grant Fund</u>
Ministry of New and Renewable Energy	National Biogas and Manure Management Programme
	Solar Energy Programme
Banks	Priority Sector Lending
	Differential Rate of Interest Scheme

SCA to SCSP - COMPONENTS & REVISIONS PROPOSED

- To continue the ongoing scheme during the next 3 years (2017-18 to 2019-20), co-terminus with 14th Finance Commission Cycle
 - Budgetary support - Rs 3000 crore.

Components :

- Assistance for promotion of Agriculture, Horticulture, Animal Husbandry, Artisanal activities, Industry Based Services, etc.
- Assistance to Self Help Groups (up to 5%)
- Support for Land Purchase Scheme (up to 20%)

COMPONENTS & REVISIONS PROPOSED contd..

- Funding for other schemes as per local requirement
- Increase in subsidy to Rs. 50000/- per beneficiary or 50% of the loan for various income generating schemes
- Revision of eligibility criterion for availing benefits under the Scheme from Below Poverty Line (BPL) to annual income upto Rs. 2.5 lakh

COMPONENTS & REVISIONS PROPOSED contd..

- Infrastructure development in SC majority villages in convergence with PMAGY (up to 30%)
- [Subsidy to Safai Karamcharis](#) at par with Manual Scavengers under NSKFDC (upto 5%)
- Upto 3% for Evaluation/Monitoring/Implementation etc. for GOI/States/UTs
- Retaining existing criterion for allocation